

STRA4

3-phase 400 VAC transformer controller with TK and start / stop

The STRA4 series of transformer fan speed controllers regulate the rotational speed of three-phase voltage controllable motors by varying the output voltage. They are equipped with auto-transformers and allow the speed to be controlled manually in five steps. The used technology provides a regulated output voltage with a perfect sinusoidal shape.

Key features

- Wide power range: 1,5 A–14,0 A
- 5-step rotary switch for manual control plus off-position
- TK monitoring for thermal motor protection
- Auto restart after power failure
- 230 VAC alarm output
- LED status indication
- 2 start/stop contacts for remote ON / OFF switching

Technical specifications

Supply voltage	3x 400 VAC / 50–60 Hz	
Max. motor current (Imax)	1,5–14 A, depending on the product version	
Unregulated output	230 VAC, 2 A	
Enclosure	sheet steel (RAL 7035, polyester powder coating)	
Protection standard	IP54 (according to EN 60529)	
Ambient conditions	Temperature	-20–35 °C
	Rel. humidity	5–95 % rH (non-condensing)

Article codes

Article code*	Rated max. current, [A]
STRA4-15L40	1,5
STRA4-25L40	2,5
STRA4-40L40	4,0
STRA4-60L40	6,0
STRA4-80L40	8,0
STRA4110L40	11,0
STRA4140L50	14,0

*The last 3 characters represent the voltage series. See the table below.

Voltage series

Knob position	0	-	1	2	3	4	5
Regulated output [VAC]							
L40 version	0	-	130	180	230	300	400
L50 version**	0	130*	170	220	260	300	400
Unregulated output [VAC]							
L1	0	230	230	230	230	230	230

* Available but not connected.

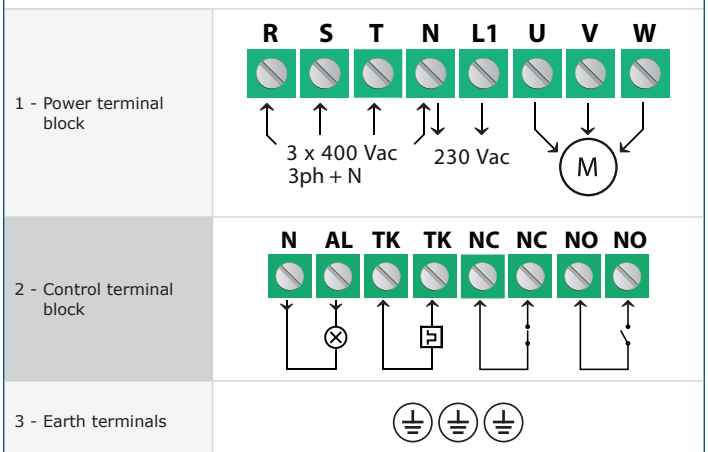

** If more than 5 output voltages are available, it is possible to adjust the 5 steps by changing the internal wiring.

Global trade item numbers (GTIN)

Article	Unit
STRA4-15L40	05401003015933
STRA4-25L40	05401003015940
STRA4-40L40	05401003015957
STRA4-60L40	05401003015964
STRA4-80L40	05401003015971
STRA4110L40	05401003015988
STRA4140L50	05401003015995




Legend



STRA4

3-phase 400 VAC transformer controller with TK and start / stop

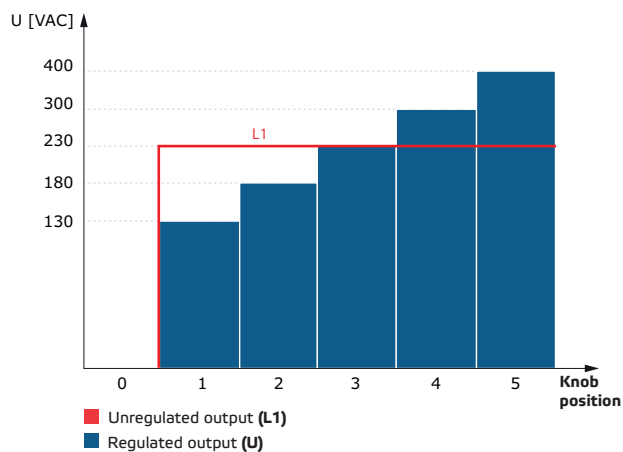


Wiring and connections

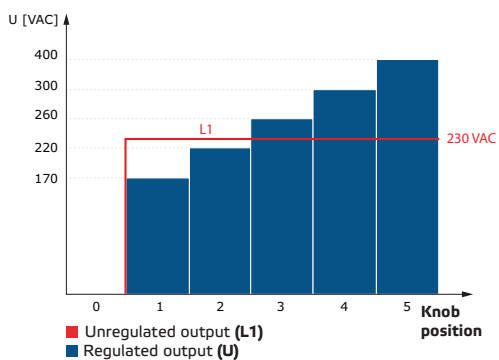
Pe	Earth terminals
R	Power supply 3*400 VAC / 50–60 Hz
S	
T	
N	Neutral
L1	Unregulated output, phase (230 VAC / 50–60 Hz / 2 A)
U	Regulated output to motor
V	
W	Alarm output (230 VAC / 1 A)
N	
AL	Input - TK monitoring for thermal motor protection
TK	
TK	Input - normally closed contact for remote ON / OFF switching
NC	
NO	Input - normally open contact for remote ON / OFF switching
NO	

Operational diagrams

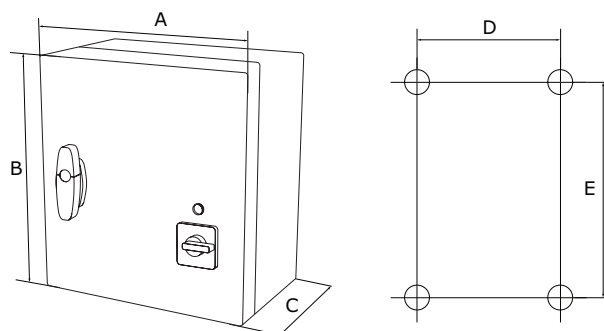
L40 series



L50 series



Fixing and dimensions



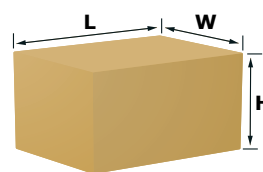
Article code	A [mm]	B [mm]	C [mm]	D [mm]	E [mm]
STR-4-15L40	300	325	185	255	255
STR-4-25L40	300	325	185	255	255
STR-4-40L40	300	425	185	255	355
STR-4-60L40	300	425	235	255	355
STR-4-80L40	300	425	235	255	355
STR-4110L40	400	430	235	355	355
STR-4140L50	400	430	235	355	355

Standards

- Low Voltage Directive 2014/35/EC
- EMC Directive 2014/30/EC: EN 61326
- RoHS Directive 2011/65/EC



Packaging



Article code	Packaging	Length [mm]	Width [mm]	Height [mm]	Net weight [kg]	Gross weight [kg]
STRA4-15L40	Unit (1 pc.)	330	300	210	11,23	11,66
STRA4-25L40	Unit (1 pc.)	330	300	210	12,85	13,29
STRA4-40L40	Unit (1 pc.)	430	300	190	18,30	18,84
STRA4-60L40	Unit (1 pc.)	430	300	240	21,84	22,39
STRA4-80L40	Unit (1 pc.)	430	300	240	27,54	28,09
STRA4110L40	Unit (1 pc.)	440	400	240	37,86	37,86
STRA4140L50	Unit (1 pc.)	440	400	240	42,16	42,96