

Electronic fan speed controller for DIN rail mounting



DRY series are variable speed controllers for AC fans with single-phase voltage controllable motor. Using the rotary knob on the front panel, the regulated voltage can be set from low to high. By turning the knob completely to the left (Off position) the motor can be switched off. The trimmer allows the minimum speed to be optimised for the application. The enclosure is suited for DIN rail mounting.

Key features

- Fan speed control from minimum to maximum
- Output voltage range: 100–230 VAC
- Adjustable minimum speed: by trimmer
- Suitable for DIN rail mounting (e.g. in an electrical cabinet)
- Green LED operating indication

Area of use

- Fan speed control of voltage controllable motors and fans in ventilation systems
- For indoor use only

Article codes

Article code	Max. rated current, [A]	Fuse (5*20 mm), [A]
LOW TO HIGH SPEED		
DRY-1-15-AT	1,5	F-3,15 A-H
DRY-1-25-AT	2,5	F-5,0 A-H

Technical specifications

Power supply	230 VAC ±10% / 50–60 Hz	
Regulated output	100–230 VAC	
Unregulated output	230 VAC / 0,5 A	
Ambient conditions	Temperature	0–40°C
Protection standard	IP30	

Standards

- Low Voltage Directive 2014/35/EU
 - EN 60335-1:2012 Household and similar electrical appliances - Safety - Part 1: General requirements. Amendment A11:2014 and AC:2014 to EN 60335-1:2012
 - EN 61558-1:2005 Safety of power transformers, power supplies, reactors and similar products - Part 1: General requirements and tests. Amendment AC:2006 and A1:2009 to EN 61558-1:2005
- EMC Directive 2014/30/EU
 - EN 61000-6-3:2007 Electromagnetic compatibility (EMC) - Part 6-3: Generic standards - Emission standard for residential, commercial and light-industrial environments
 - EN 61000-6-2:2006 Electromagnetic compatibility (EMC) - Part 6-2: Generic standards - Immunity for industrial environments
 - EN 60730-1:2011 Automatic electrical controls for household and similar use -Part 1: General requirements
- DIN rail EN 50022
- RoHS Directive 2011/65/EU



Wiring and connections

1 - Speed adjustment trimmer	Adjusts the min. output voltage setting (factory preset 100 VAC)	
2 - Output voltage adjustment potentiometer	Potentiometer to regulate fan speed	
3 - Normal operation LED indication	Constant green	Indicates normal operation
4 - Fuse	Replaceable in case of faulty operation	
L, N	Supply voltage, 230 VAC ±10% / 50–60 Hz	
U, N	Regulated output	
L1, N	Unregulated output: 230 VAC	
Connections	Cable cross section: max. 2,5 mm ²	

Note: To disable the OFF position, connect the 230 VAC supply voltage to the unregulated output (L1). In this case, do not connect the power supply to L. Set the minimum motor voltage according to the application requirements and motor specifications.

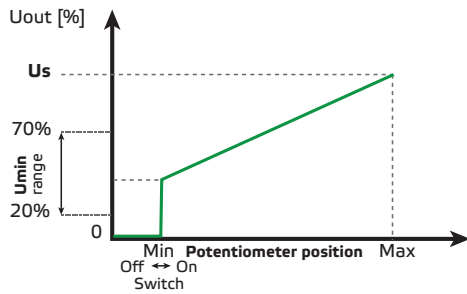
DRY

Electronic fan speed controller for DIN rail mounting

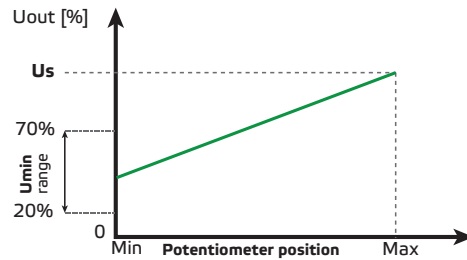


Operational diagrams

OFF position enabled: supply voltage connected to L and N

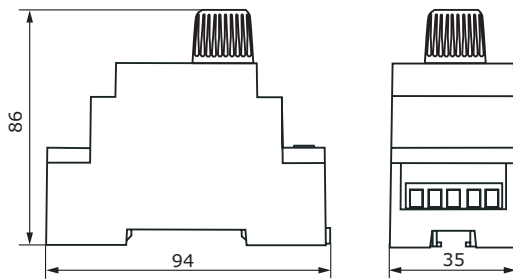


OFF position disabled: supply voltage connected to L1 and N

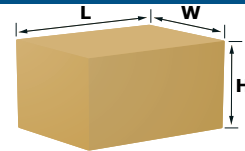


from low to high speed

Fixing and dimensions



Packaging



Article	Packaging	Length [mm]	Width [mm]	Height [mm]	Net weight	Gross weight
DRY-1-15-AT	Unit (1 pc.)	106	104	50	0,109 kg	0,125 kg
	Box (20 pcs.)	325	210	155	2,18 kg	2,77 kg
DRY-1-25-AT	Unit (1 pc.)	106	104	50	0,109 kg	0,125 kg
	Box (20 pcs.)	325	210	155	2,18 kg	2,77 kg

Global trade item numbers (GTIN)

Packaging	Unit	Box
DRY-1-15-AT	05401003001851	05401003500644
DRY-1-25-AT	05401003001868	05401003500651