

DRM-M-04

Modbus I/O module with 4 relay outputs



DRM-M-04 are relay output modules for Modbus networks. They feature 4 C/O relays with a normally open and normally closed contact. The status of the relays can be controlled by Modbus RTU communication.

Key features

- 4 C/O relays with a normally open and normally closed contact
- Modbus RTU communication
- DIN rail mountable
- Firmware updates can be pushed via Modbus RTU communication (integrated bootloader)

Technical specifications

Supply voltage	24 VDC PoM	
Maximum current consumption	60 mA	
Maximum switching voltage	220 VDC / 250 VAC	
Maximum switching current	5 A (resistive load)	
Protection class	IP30 (EN 60529)	
Ambient conditions	Operating temperature	-20—60 °C
	Relative humidity	5—90 % rH, non-condensing

Area of use

- For indoor use only.
- Control external devices via the relay outputs
- The Modbus master can adjust the relay status via the Modbus registers

Article codes

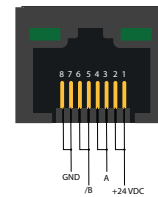
DRM-M-04	4 C/O relay outputs
----------	---------------------

Standards

- Low Voltage Directive 2014/35/EU
 - EN 50178:1997 Electronic equipment for use in power installations
 - EN 60529:1991 Degrees of protection provided by enclosures (IP Code). Amendment AC:1993 to EN 60529
- EMC directive 2014/30/EU:
 - EN 61000-6-2:2005 Electromagnetic compatibility (EMC) - Part 6-2: Generic standards - Immunity for industrial environments. Amendment AC:2005 to EN 61000-6-2
 - EN 61000-6-4:2007 Electromagnetic compatibility (EMC) - Part 6-4: Generic standards - Emission standard for industrial environments Amendment A1:2011 to EN61000-6-4
- RoHs Directive 2011/65/EU
 - EN IEC 63000:2018 Technical documentation for the assessment of electrical and electronic products with respect to the restriction of hazardous substances



Wiring and connections



RJ45 socket

Pin 1	Supply voltage, 24 VDC
Pin 2	
Pin 3	Modbus RTU communication, signal A
Pin 4	
Pin 5	Modbus RTU communication, signal /B
Pin 6	
Pin 7	Ground, supply voltage
Pin 8	

RJ45 socket



Relay outputs

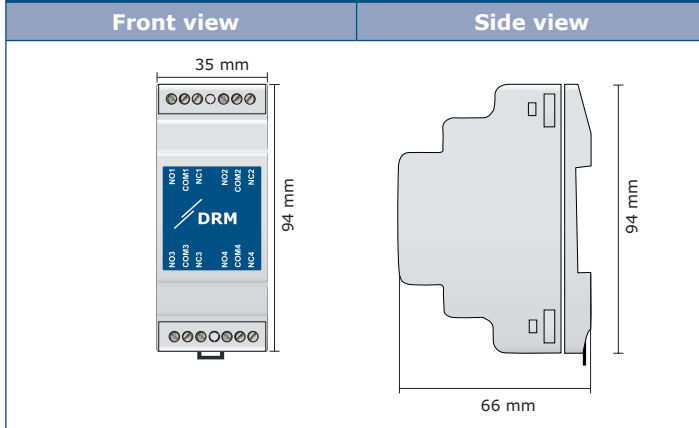
NO1	Normally open contact 1
COM1	Common contact 1
NC1	Normally closed contact 1
NO2	Normally open contact 2
COM2	Common contact 2
NC2	Normally closed contact 2
NO3	Normally open contact 3
COM3	Common contact 3
NC3	Normally closed contact 3
NO4	Normally open contact 4
COM4	Common contact 4
NC4	Normally closed contact 4

DRM-M-04

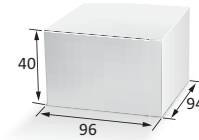
Modbus I/O module with 4 relay outputs



Fixing and dimensions



Packaging

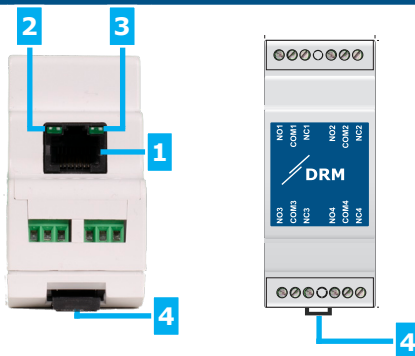


Article	Packaging	Net weight	Gross weight
DRM-M-04	Unit (1 pc.)	0,083 kg	0,098 kg
	Box (20 pcs.)	1,650 kg	2,237 kg

GTIN

DRM-M-04	Unit (1 pc.)	05401003018736
	Box (20 pcs.)	05401003504284

Settings and indications



1 - RJ45 socket		Modbus RTU communication and 24 VDC
2 - Green LED on the left		Power on indication
3 - Green LED on the right		Active Modbus RTU communication
4 - Locking clip		At the bottom of the device; used to lock it to the DIN rail

Modbus registers



This product requires application dedicated firmware, which can be downloaded from the Sentera website: Select your application via www.sentera.eu/en/solutions.

First, connect all required products including the Sentera internet gateway. Then connect your installation to www.senteraweb.eu. Click "Link to solution" and enter the solution code to download the selected firmware into the connected devices. After the download there is the possibility to use the installation stand alone or to keep the internet gateway connected.

For more information about the Modbus registers, please refer to the product Modbus Register Map.