

# ALBF8

## Flush or Surface mount Modbus RTU Alarm unit with buzzer



ALBF8 series are universal programmable alarm units. They can indicate the status of a ventilation system or HVAC installation. The status is indicated via the green, yellow and red LED and via the integrated replaceable audible alarm module. It is controlled via Modbus RTU communication. They can be used for inset or surface mounting and have a wide supply voltage range of 85 - 264 VAC / 50 - 60 Hz.

### Key features

- Green, yellow and red LED for status indication
- Replaceable audible alarm module, settable via Modbus register (OFF, ON, continuous or pulsed mode)
- Bootloader for updating the firmware via Modbus RTU communication
- Modbus RTU communication

### Area of use

- Any Modbus RTU digital network that needs audible and/or visual signalisation.

### Article code

Article code	Supply voltage	Maximum power consumption
ALBF8	85 - 264 VAC / 50 - 60 Hz	10 mA

### Technical specifications

Ambient conditions	Operating temperature	0—50 °C
	Relative humidity range	5—90 % rH (non-condensing)
	Storage temperature	-10—60 °C
Protection class	IP 30 (EN 60529)	

### Standards

- Low Voltage Directive 2014/35/EU
  - EN 60529:1991 Degrees of protection provided by enclosures (IP Code) Amendment AC:1993 to EN 60529
  - EN 62080:2009 Sound signalling devices for household and similar purposes
- EMC Directive 2014/30/EU:
  - EN 61000-6-1:2007 Electromagnetic compatibility (EMC) - Part 6-1: Generic standards - Immunity for residential, commercial and light industrial environments
  - EN 61000-6-3:2007 Electromagnetic compatibility (EMC) - Part 6-3: Generic standards - Emission standard for residential, commercial and light-industrial environments Amendments A1:2011 and AC:2012 to EN 61000-6-3
- RoHS Directive 2011/65/EU

### Modbus registers



The Sensistant Modbus configurator allows you to easily monitor and/or configure Modbus parameters.

The parameters of the unit can be monitored / configured through the 3SMODBUS software platform. You can download it from the following link:



<https://www.sentera.eu/en/3SMCenter>

For more information about the Modbus registers, please refer to the product Modbus Register Map.



### Wiring and connections



Article type	ALBF8	
L, N	85 - 264 VAC ± 10 % / 50 - 60 Hz	
A	Modbus RTU (RS485), signal A	
/B	Modbus RTU (RS485), signal /B	
Connections	Spring contact terminal blocks, cable cross section: 2,5 mm <sup>2</sup> for supply voltage and Modbus RTU connection (A, /B)	
1-P1 header	 1 2 3 4 5	Put a jumper between pin 1 and pin 2 for 10 seconds to reset the Modbus communication parameters to their default values
	 1 2 3 4 5	Put a jumper between pin 3 and pin 4 and restart the supply voltage to enter bootloader mode













# ALBF8

Flush or Surface mount Modbus RTU Alarm unit with buzzer

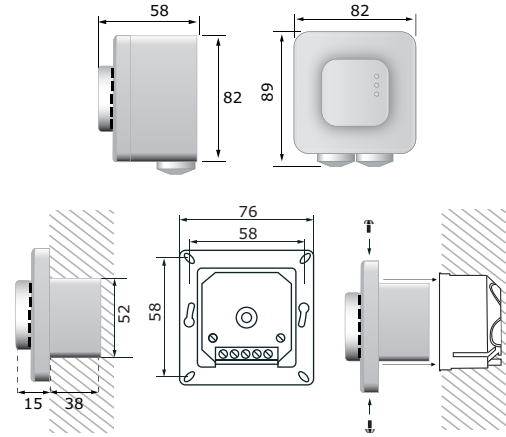


## Indications

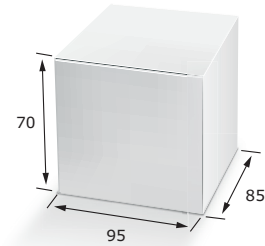


Action	Operating description	LED indication	Buzzer indication
During the first second	Start-up		
Write value 0 in Modbus HR11 (0 is the default value)	OK		
Write value 1 in Modbus HR11	Warning		
Write value 2 in Modbus HR11	Alarm		
Write value 3 in Modbus HR11	Custom mode (according to HR12-14)		
Write 0 or 1 in Sound mode register HR16	Change buzzer sound from continuous to alternating sound		

## Fixing and dimensions



## Packaging



Article	Packaging	Length [mm]	Width [mm]	Height [mm]	Net weight	Gross weight
ALBF8	Unit (1 pc.)	89	82	58	0.20 kg	0.13 kg
	Carton (10 pcs.)	492	182	84	1.20 kg	1.56 kg
	Box (60 pcs.)	590	380	280	7.20 kg	10.35 kg
	Pallet (1.680 pcs.)	1.200	800	2.140	201.60 kg	306.20 kg

## Global trade item numbers (GTIN)

Packaging	ALBF8
Unit	05401003018590
Carton	05401003302880
Box	05401003504215
Pallet	05401003701263